


## The NZ Flower & Garden Show

### The Story behind our Gold Medal Winning Garden

When Olga suggested, not long after we had taken over as the National Executive, that we enter a Heritage Rose Garden in to the NZ Flower & Garden Show we all thought – “Sure, why not”.

And so, it began.

Roses were purchased bare rooted from Tasman Bay Roses and 120 were potted up, with the help of a team from Northland HR. Below are the roses a few months after being potted up.



In the meantime, other members began to grow on the perennials and annuals that would act as fillers.



Eighteen months later, after the trials and tribulations of perennials coming on too early and new plants having to be established; roses getting mildew and black spot and refusing to flower on queue; we finally managed to get enough flowering plants into the moving truck to take to the Show.



But before then there was the Show Practice – setting the garden up in the way that we thought it should look.

We woke to pouring rain but the intrepid team was not deterred, and finally it started to look how we thought it might. Notice the trellis and fence are still unpainted.



Olga went home to paint the arch and trellis and Sponsors stand so that it would be ready, with the help of George and Misty.



We also had to prepare a Design Brief and Planting Plan to send to the Judges.

## “THE ROSIE CORNER”

***Pause, and be taken back in to a more gentle and restful time, away from today's hectic pace. An old rose garden, with beautiful roses and bountiful summer flowers, is not only for yesteryear but a therapy for the stresses of modern life. Take a deep breath and feel the tension ease as you take in the soft scents and colours, before returning to the world outside.***

Our aim was to showcase some of the different heritage rose families, with an underplanting of annuals and perennials in a garden setting, in order to let people know about the beauty of heritage roses.

This garden has been achieved by using the skills of members of Heritage Roses New Zealand Inc., all of whom have a deep love of their gardens and gardening, especially with old roses!

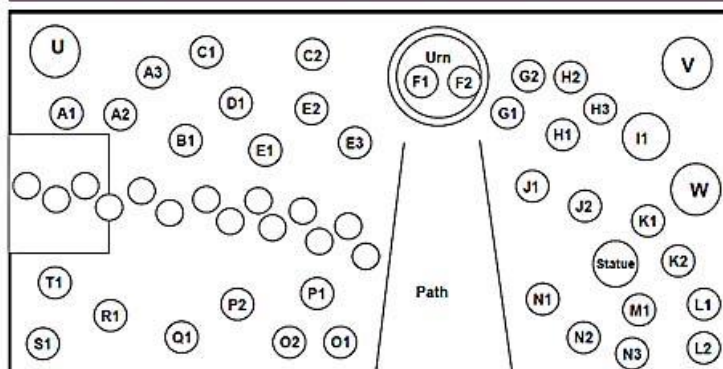
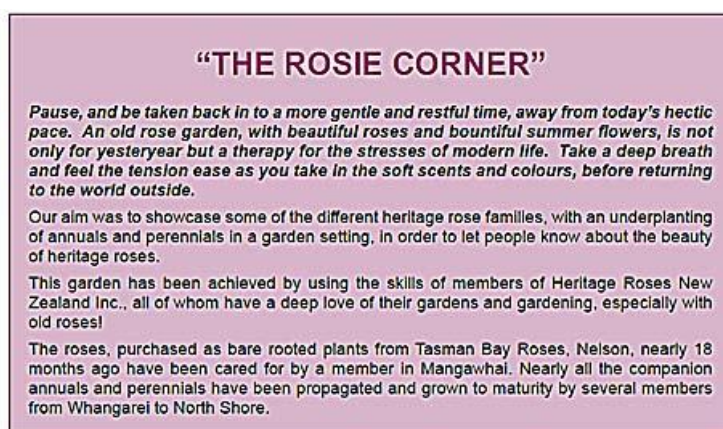
The roses, purchased as bare rooted plants from Tasman Bay Roses, Nelson, nearly 18 months ago have been cared for by a member in Mangawhai.

Nearly all the companion annuals and perennials have been propagated and grown to maturity by several members from Whangarei to North Shore.



### Heritage Roses & Trees

- A - Felicité Parmentier (Alba, 1834)
- B - Duke of York (China, 1894)
- C - Great Western (Bourbon, 1838)
- D - Fantin Latour (Centifolia, 1900)
- E - Dr Grill (Tea, 1886)
- F - Joseph Liger (Wichuriana, 1909)
- G - Roseaie de l'Hay (Rugosa, 1901)
- H - Rose de Rescht (Portland)
- I - Cecile Brunner Climber (China, 1904)
- J - Comte de Chambord (Portland, 1863)
- K - Nuits de Young (Moss, 1845)
- L - Souvenir du Dr Jamain (HP, 1865)
- M - Honorine de Brabant (Bourbon)
- N - Louise Odier (Bourbon, 1851)
- O - Little White Pet (Floribunda, 1889)
- P - Archduke Charles (China, 1825)
- Q - General Kleber (Moss, 1856)
- R - Madame Hardy (Damask, 1832)
- S - Rosa gallica versicolor (Gallica/Ancient)
- T - Wedding Day (R. gentiliana)



### Companion Plants

- U - Weeping Cherry
- V - Conus Controversa
- W - Cotinus 'Grace'
- Agapanthus
- Alternanthera
- Alyssum
- Campanula Paschaskyana
- Catmint
- Cineraria
- Dianthus
- Foxglove
- Geranium
- Lamb's Ears - Big Ears
- Lavender Major
- Lobelia
- Lychnis coronaria
- Mondo Grass
- Pansies
- Pulmonaria
- Pyrethrum
- Reseda (Mignonette)
- Salvia Armistad



Then it was off to the Show to set up the main structures, before returning to Mangawhai to load up all the plants. The picture below shows the boxes of plants sitting in the garden area at the Show.



Once unloaded each plant needed to be soaked in water to ensure it was fully wet and would survive the 7 day period until the break down. Then each plant needed to be groomed, groomed and groomed again; before it was handed on to Robyn to place in its perfect position.

Once a certain amount of plants had gone in, bark was poured around to ensure that no plastic was showing, as this would have meant loss of points when judging.

The days were long, hot and muggy but we still managed to smile at the end of the day.

Half an hour before the cut off time, the last titivating was completed and the garden was declared ready to be judged.

And what a thrill for us all when the judges came back with the verdict of Gold!






Below are some images of the garden from all angles.



The Judges commented on the near perfect display where by blending the colour of the urn with the paint and foliage plants and the way texture was used throughout, path and plants.







The thrill of winning Gold!



Robyn in her wonderful creation!









Olga won the hearts of many – persevering in that wonderful dress with a smile on her face, despite the high and humid temperatures.

And we were very glad of all of our sponsors!



Steve Edwards Builders  
Wellsford



Heritage Roses  
Northland

